

ELEMENTS L SUB 1200

Designed to harmonize with various lines of loudspeakers, the HK Audio L SUB 1200 is a passive subwoofer and the perfect supplement to the powered E 210 SUB AS bass bin. Loaded with two 10" LF drivers, it is rated for up to 1200 watts program load handling capacity. The E 210 SUB AS's onboard amp is one option for driving the L SUB 1200; another is to use Lab.gruppen IPD 1200/2400 controller power amps. The latter option lets you integrate the subwoofer into installed passive systems using the proper filtering, the filter sheets for which may be downloaded at www.hkaudio.com. This subwoofer is a perfect match for the ELEMENTS world by virtue of its multi-system design. Its active counterpart, the SUB L 1200 A, may be added to the system along with the L SUB 1200 in a bass center cluster to boost low-end performance.

> FEATURES

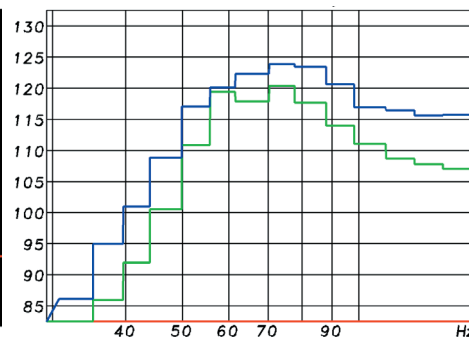
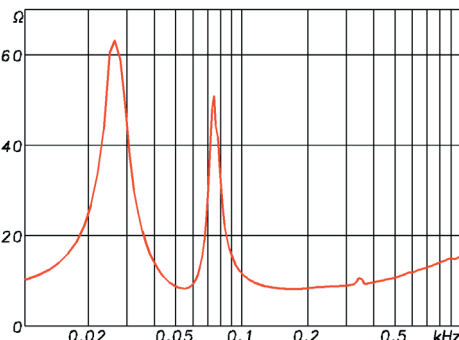
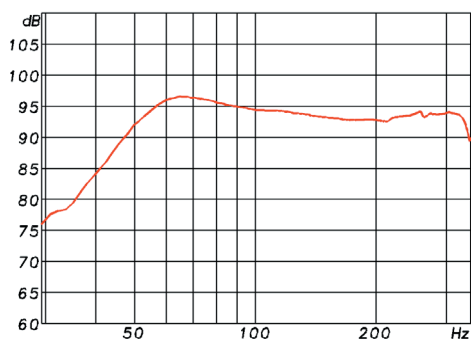
- Compact, multi-system subwoofer
- The perfect add-on to the E 210 AS SUB bass bin
- Load handling 1,200 watts program
- Speakers: two 10" woofers with a 2.5" voice coil
- 130dB max SPL peak @ 10% THD (half space)
- Exceptionally robust wood housing made of multilayer birch plywood
- Multifunctional handles

> TECHNICAL SPECIFICATIONS


L SUB 1200

Max SPL	128 Db Half Space
Max SPL Peak	130 Db Half Space
Power Handling Nominal (RMS)	600 Watt
Power Handling, Peak	2400 Watt
Power Handling, Program	1200 Watt
Frequency Response -10 dB	38 Hz - X-Over
Nominal Impedance	8 Ohm
Sensitivity 1W	101dB
Connections	2 x Speakon NL4
LF Speaker	2 x 10" With 2.5" Voice Coil Featuring Advanced Cooling Technology
Handles	4 Integrated
Enclosure	Birch Multiplex 15/18 mm, 9/13 Plywood
Grille	2mm Metal Grille
Finish	Acrylic Enamel, Black
Pole Mount	2 x M20
Optional Accessories	Protective Cover, 100mm Blue Wheels, Tilt Unit
Dimensions (WxHxD)	38 x 67 x 56cm
Weight	29kg / 63.9lbs

> MEASURING CHARTS





> CONFIGURATION EXAMPLES



E 210 SUB AS
→ **INSTALL KIT with 6x E 435**
and 1x L SUB 1200


INSTALL KIT consisting of up to six E 435 line sources driven by the active E 210 SUB AS subwoofer, which can also power a passive L SUB 1200 subwoofer.





IPD 2400
→ **INSTALL KIT with 6x E 435**
and 2x L SUB 1200

INSTALL KIT consisting of up to six E 435 line sources connected to channel 1 of the IPD 2400 amp and two passive L SUB 1200 subwoofers connected to channel 2.




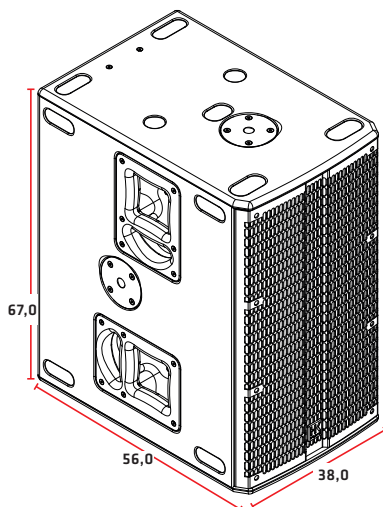
> ACCESSORIES

Subwoofer Cover

Practical protective cover for the L SUB 1200. The cover is double-padded to effectively protect its contents against damage in transit and dust build-up during storage. The cover has openings on the back, allowing it to be used even if standard casters have been fitted to the Sub.



> TECHNICAL DRAWINGS/DIMENSIONS



> PART NUMBER LIST

Part Number	Model	Description
1007066	L SUB 1200	System Bass, 2x10"
1007250	L SUB 1200 Protective Cover	

HK Audio®

Postfach 1509
66595 St. Wendel, Germany
info@hkaudio.com
www.hkaudio.com

© 2015 Music & Sales P.E. GmbH
Subject to change without notice
MS D-2774